


# Art/ DT Menu




Stone Age Craft Ideas!



Please choose one activity a week from this page.


## Stone Age Animal Drawing

Draw a Stone Age animal, using different hardnesses of pencils to show line, tone and texture.



## Stone Age Animal painting

Paint a Stone Age animal attached to this document, using a number of brush techniques using thick and thin brushes to produce shapes, textures, patterns and lines.



## Pottery

The Stone Age people made bowls out of clay to use for cooking and for storing food and drink. Can you make your own clay pots, using rolled out sausages of clay/ playdough and building the base and sides from the coils, soothing the sides. An upturned plastic pot can be used to support and provide an even shape to coil around.



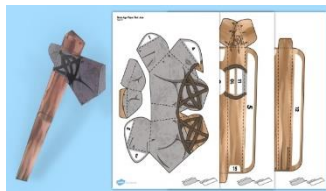
## Hunter Gatherer tools

Can you create hunter gatherer tools, eg a bow and arrow using twigs, string, and card, or a paper spear attached.



## Stone Age Paper Axe

Can you make a Stone Age paper Axe? Use the document attached.



## Stone Age Junk Model cave

Use junk modelling materials to make a Stone Age cave.



## Pottery

Stone Age people also made figurines out of clay/ playdough. Children could make their own figurines in interesting poses, like the figure found in Romania nicknamed 'The Thinker'.

