

Friday 29th May

Writing - (Fairy Tales)

Read the story of Cinderella and answer the questions. Talk through the answers before you tick a box.

Cinderella



Once upon a time, there was a girl called Cinderella. She lived with her stepmother and two sisters. They were very unkind and made Cinderella do lots of work.

One day, they were all asked to go to a ball at the palace. Cinderella's stepmother said she could not go.

On the day of the ball, Cinderella was left alone.

"I wish I could go to the ball," said Cinderella.

Just then, a lady with a wand appeared.

"I am your fairy godmother and you **will** go to the ball!" she said.




The fairy godmother gave Cinderella a new dress and glass slippers. The fairy godmother told Cinderella she must leave the ball before midnight.

Cinderella went to the ball and danced with the prince all night. At midnight, Cinderella ran out of the palace but she left behind one glass slipper.

The prince tried to find the owner of the slipper.

When he came to Cinderella's house, she tried on the slipper and it fit! Cinderella and the prince got married and lived happily ever after.



Questions

1. Who did Cinderella live with? Tick **two**.

- stepmother
- two brothers
- two sisters

2. Which word describes the people she lived with? Tick **one**.

- nice
- unkind
- silly

3. What time did the fairy godmother tell Cinderella to leave the ball? Tick **one**.

- before midday
- in the afternoon
- before midnight

4. What did Cinderella leave behind? Tick **one**.

- one wooden boot
- one glass slipper
- one soft scarf

5. **Cinderella and the prince lived** _____ **ever after**. Tick **one** word to complete the sentence.

- sadly
- crossly
- happily

Friday 29th May

Maths - (3D shapes)

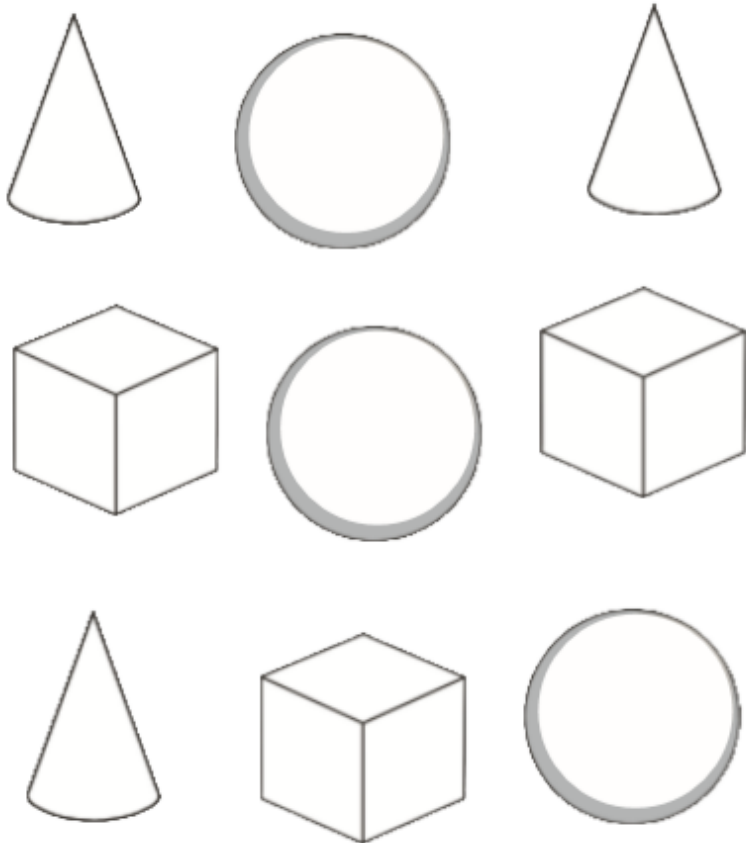
3D Shapes Colouring

Find the shapes and colour them in the correct colour.

Colour the cubes green.

Colour the spheres blue.

Colour the cones red.



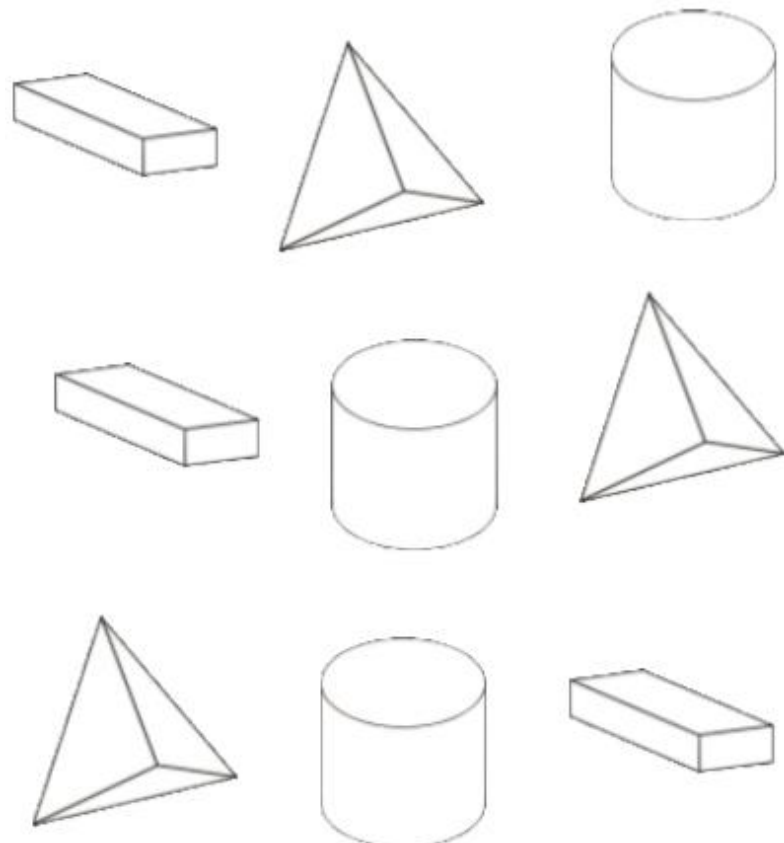
3D Shapes Colouring

Find the shapes and colour them in the correct colour.

Colour the cuboids green.

Colour the cylinders blue.

Colour the pyramids red.



Friday 29th May

Letters and Sounds

Phase 4 - sounds and letter formation

Letter Formation Worksheet

sk

Trace over these sounds.

sk sk sk sk sk sk

Now try writing them on your own..

Letter Formation Worksheet

sl

Trace over these sounds.

sl sl sl sl sl sl

Now try writing them on your own..

Complete the words below by writing in the correct sound.



__unk



__eleton

Complete the words below by writing in the correct sound.



__eep



__ide

Phase 3 - sounds and letter formation

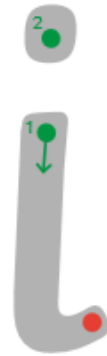
Phoneme tracing letters



Now, let's practise!

p p p p p p p

Phoneme tracing letters



Now, let's practise!

i i i i i i i i
