


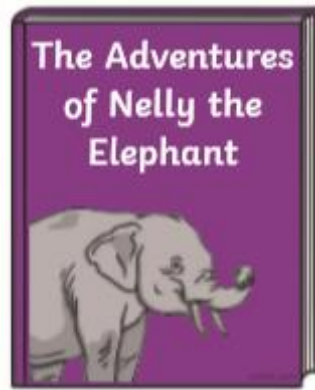



Monday 1st June

Writing - Non-fiction


Most of the writing and reading we do is based on fiction texts and so it's essential that we expose the children to non-fiction texts as well. This weeks activities will involve the children understanding that fiction means made up and non-fiction means real facts. The first activity is a sorting activity based on book titles. Cut out the books and glue them onto them correctly onto FICTION or NON-FICTION.



The Greatest  
Crocodile  
Factfile



The Tale of  
the Puzzling  
Pyramid



An Alien  
Stole My  
Homework!



The Musical  
Porridge



# Fiction

# Non-Fiction

Monday 1<sup>st</sup> June

Maths - Number Bonds to 10

The children will remember doing a similar piece of work to this in class so it should make sense to them.



$$\underline{\quad} + \underline{\quad} = 10$$

$$\underline{\quad} + \underline{\quad} = 10$$

$$\underline{\quad} + \underline{\quad} = 10$$

$$\underline{\quad} + \underline{\quad} = 10$$

$$\underline{\quad} + \underline{\quad} = 10$$

$$\underline{\quad} + \underline{\quad} = 10$$

$$\underline{\quad} + \underline{\quad} = 10$$

$$\underline{\quad} + \underline{\quad} = 10$$

$$\underline{\quad} + \underline{\quad} = 10$$

$$\underline{\quad} + \underline{\quad} = 10$$

$$\underline{\quad} + \underline{\quad} = 10$$

$$\underline{\quad} + \underline{\quad} = 10$$

Monday 1<sup>st</sup> June

Letters and Sound

Phase 4 - sounds and letter formation

**Letter Formation Worksheet**

sp

Trace over these sounds.

sp sp sp sp sp sp

Now try writing them on your own..

---

---

Complete the words below by writing in the correct sound.



\_\_ade



\_\_ider

**Letter Formation Worksheet**

st

Trace over these sounds.

st st st st st st

Now try writing them on your own..

---

---

Complete the words below by writing in the correct sound.



\_\_arfish



\_\_adium

Phase 3 - sounds and letter formation

**Phoneme tracing letters**



**Phoneme tracing letters**



Now, let's practise!

n n n n n n n n

---

Now, let's practise!

m m m m m m

---