









Monday 29th June

Action: Identify o'clock times

 <p>An analog clock face with numbers 1 through 12. The hour hand is pointing exactly at the 8, and the minute hand is pointing exactly at the 12.</p>	<p>8 o'clock</p>	 <p>An analog clock face with numbers 1 through 12. The hour hand is pointing exactly at the 1, and the minute hand is pointing exactly at the 12.</p>	<p>1 o'clock</p>
---	-------------------------	--	-------------------------

 <p>An analog clock face with numbers 1 through 12. The hour hand is pointing exactly at the 2, and the minute hand is pointing exactly at the 12.</p>	<p>2 o'clock</p>	 <p>An analog clock face with numbers 1 through 12. The hour hand is pointing exactly at the 7, and the minute hand is pointing exactly at the 12.</p>	<p>7 o'clock</p>
--	-------------------------	---	-------------------------

 <p>An analog clock face with numbers 1 through 12. The hour hand is pointing exactly at the 3, and the minute hand is pointing exactly at the 12.</p>	<p>3 o'clock</p>	 <p>An analog clock face with numbers 1 through 12. The hour hand is pointing exactly at the 9, and the minute hand is pointing exactly at the 12.</p>	<p>9 o'clock</p>
---	-------------------------	--	-------------------------

 <p>An analog clock face with numbers 1 through 12. The hour hand is pointing exactly at the 5, and the minute hand is pointing exactly at the 12.</p>	<p>5 o'clock</p>	 <p>An analog clock face with numbers 1 through 12. Both the hour hand and the minute hand are pointing exactly at the 12.</p>	<p>12 o'clock</p>
---	-------------------------	--	--------------------------