

Wednesday 6th May

Writing

Trace over the characters names from the story. Practise your pencil control.

Trace the words below.



old man

old woman

boy


girl

dog



twinkl www.twinkl.co.uk

Trace the words below.




cat

mouse

seeds

turnip

enormous



twinkl www.twinkl.co.uk

Now write the words again without tracing them. You may wish to write them out more than once to practise your handwriting.

old man _____

old woman _____

boy _____

girl _____

dog _____

cat _____

mouse _____

seeds _____

turnip _____

enormous _____

Wednesday 6th May

Maths

Problem Solving (Adding and Subtracting) - The Box Game

The Activity

Put toys one at a time into the box, so children cannot see them inside, counting all together. Ask: "Can you show on your fingers how many are hidden?" Display a large numeral. Add one to the box, without showing the objects inside, and ask children to show on their fingers, "How many are there now?". Then show how many are inside the box and count to check.

Describing

How many were there at the start?
How many are there now?

Reasoning

How do you know?
How did you work it out?

Opening Out

What if we add two more?
What if we take one out? Two out?
Imagine there are 10 in there and I take out 6 – how would you know how many were left?

Recording

Can you show how many there were?
Can you show how many there are now?
Can you show how many there were and what happened?

This game encourages children to add and subtract without using any writing. It encourages them to use their fingers and think of numbers that are bigger and those which are smaller. Being able to visualise a number is really important in their understanding of number.

Reverse the game and see if they can be the adult and ask you the questions. They will have to know the answer before you.

Wednesday 6th May



Letters and Sounds

Phase 4

As well as being able to read real words, it's important the children can sound out tricky words too. This helps them to consolidate their knowledge of the letters and sounds they have learnt. Once the children have named their alien, ask them to read the names to you.

Name the Alien

Use the letters below to create names for the aliens!



st	nd	mp	nt	nk	ft	sk	lt	lp	lf
lk	pt	xt	tr	dr	gr	cr	br	fr	bl
fl	gl	pl	cl	sl	sp	st	tw	sm	pr
sc	sk	sn	nch	scr	shr	thr	str		
a	e	i	o	u					

Phase 3 - Real and Nonsense Words - air

Can you spot which words are real and which are nonsense below?

Fill in your key with a different colour for real words and nonsense words then colour in the correct boxes below.

Real words

Nonsense words

air	chair	thair	trair
mairs	fair	zair	lair
thairn	kairsh	hair	shairm
vairs	pair	jair	nairs
flair	stairs	sair	repair